



**HAMMOND  
MANUFACTURING®**




**DATA/COMM, AUDIO/VISUAL & SECURITY  
RACK, CABINET & ACCESSORY PRODUCT GUIDE**



**Have Questions? We're Here to Help!**  
**1-877-535-3282 (Canada) | 1-800-526-2266 (USA)**

Connect with us @hammondmfg | hammondmfg.com

## RB-2P Series - Economy 2-Post Open Frame Rack



- 44U - Welded Steel
- 19" EIA compliant **10-32 front and rear tapped rails.**
- Side ganging and accessory mounting holes.
- Two (2) bonding studs included.
- Finished in smooth black powder paint.
- Packaged in cardboard to prevent freight damage.



UL Listed 2416 - Rated for up to 1,000 lbs (454 kg) static load rating.

**RACK BASICS**

Part No.	Description
RB-2P77	44U - 10-32 Front and Rear Tapped



- 45U - Knockdown Aluminum
- 19" EIA compliant **12-24 front and rear tapped rails.**
- Side ganging and accessory mounting holes.
- Finished in smooth black powder paint.
- Packaged in cardboard to prevent freight damage.
- Suggested load capacity of 800 lbs (363 kg).

Part No.	Description
RB-2PA45	45U - 12-24 Front and Rear Tapped

Learn about **RACK BASICS** See Page 7.

## DNRRHDW Series - Heavy Duty Welded 2-Post Open Frame Rack



- Constructed of heavy duty 10 gauge steel
- 19" EIA compliant **10-32 front and rear tapped rails.**
- Side of rails include 1.25" cable pass-through and numerous tapped 10-32 accessory holes.
- Ganging and accessory mounting holes.
- Bonding studs located bottom and top to accommodate grounding options.
- Finished in smooth black powder paint.
- Rails and base packaged in heavy duty cardboard to prevent freight damage.



UL Listed 2416 - Rated for up to 1,500 lbs (680 kg) static load rating.

Part No.	Description
DNRR42HDW	24U, 19" Rack Mounting, 48.13" Overall Height
DNRR70HDW	40U, 19" Rack Mounting, 76.13" Overall Height
DNRR77HDW	44U, 19" Rack Mounting, 83.13" Overall Height
DNRR84HDW	48U, 19" Rack Mounting, 90.13" Overall Height

Looking for more options? Visit [hammondmfg.com](http://hammondmfg.com) for complete offering including both 19" and 23" mounting options.

## DRZ4 Series - GR-63 Seismic Zone 4 Certified 2-Post Rack



- Constructed of 10 gauge steel (rails) reinforced with structural angle base for maximum structure.
- 19" EIA compliant 10-32 front and rear tapped rails (6.00" deep).
- Increased overall width of 22.75 inches provides additional side-to-side load strength.
- Ganging and accessory mounting holes.
- Bonding studs located bottom and top to accommodate grounding options.
- Includes top Rack mounting holes compatible with top cable management accessories.
- Finished in smooth black powder paint.
- Independently tested and certified to exceed established Zone 4 Telcordia® GR-63-CORE standards.
- Load capacity achieved when secured using C4K-Z4 seismic bolt down kit.



UL Listed 2416 - Rated for up to 2,000 lbs (907 kg) static load rating.



Certified by **GR-63-CORE - Rated for up to 800 lbs (363 kg) + 50 lbs (23 kg) dynamic load rating.**

Part No.	Overall Dimensions			Rack Units	Mounting Dimensions	
	Height	Width	Depth		Height	Width
DRZ477	84.00	22.75	18.00	44U	77.12	19.00


## HDR Series - Desktop Open Frame Rack



- Base and panel constructed in 16 gauge steel.
- Includes two (2) 12 gauge steel 19 inch EIA compliant mounting rails.
  - Rails are 10-32 tapped rails with rack space indicators.
  - Rails are angled 10-degrees when rack is assembled.
  - Starter pack of 25 rack screws included.
- Available in 8U, 12U and 16U rack spacing.
- Side of rails include multiple tie points for cable management.
- Knockdown design ships unassembled for easy handling and shipping protection.
- Finished in smooth black powder paint.
- Suggested load rating of 195 lbs.(85 kg).

Part No.	Overall Dimensions			Rack Units	Mounting Dimensions	
	Height	Width	Depth		Height	Width
HDR8UBK	16.00	20.00	11.50	8U	14.00	19.00
HDR12UBK	23.00	20.00	11.50	12U	21.00	19.00
HDR16UBK	30.00	20.00	16.00	16U	28.00	19.00

## DNRRHDKB Series - Heavy Duty Knockdown 2-Post Open Frame Rack




- Constructed of heavy duty 10 gauge steel.
- EIA compliant 10-32 front and rear tapped rails with 19" mounting.
- Side of rails include 1.25" cable pass-through and numerous tapped 10-32 accessory holes.
- Knockdown design ships unassembled for easy handling and shipping protection.
- Self-squaring design reduces assembly time.
- Finished in smooth black powder paint.
- Suggested load rating of 1,200 lbs.(544 kg).

Part No.	Description
DNRR63HDKB	36U, 19" Rack Mounting, 69.13" Overall Height
DNRR70HDKB	40U, 19" Rack Mounting, 76.13" Overall Height
DNRR77HDKB	44U, 19" Rack Mounting, 83.13" Overall Height
DNRR84HDKB	48U, 19" Rack Mounting, 90.13" Overall Height

**Additional sizes available at [hammondmfg.com](http://hammondmfg.com)**

## DC4R Series - 4-Post Steel Open Frame Rack



- Constructed of 12 gauge steel.
- Available in 24U and 44U and in adjusting and fixed depths.
- Includes two (2) pairs of 19" mounting EIA compliant square-hole rails with RU indicator.
- Includes one (1) set of two (2) horizontal cable manager bars.
- Ships unassembled in a flat pack container for easy handling and shipping protection.
- Self-squaring design reduces assembly time.
- Optional pair of rails available for multiple mounting depths.
- Finished in smooth black powder paint.
- Suggested load capacity of 2,000 lbs (907 kg).

Part No.	Description
DC4R24 <sup>†</sup>	24U - 24" to 36" Adjustable Depth
DC4R44 <sup>†</sup>	44U - 24" to 36" Adjustable Depth
DC4R4448 <sup>†</sup>	44U - 32" to 48" Adjustable Depth
DC4R4429F	44U - 29" Fixed Depth
DC4R4436F	44U - 36" Fixed Depth
DC4R4442F	44U - 42" Fixed Depth

### Accessories

Part No.	Description
DC4RSHCM	Additional Horizontal Cable Bars (2)
DC4RPR24	Additional pair of rails for DC4R 24U
DC4RPR44	Additional pair of rails for DC4R 44U
RRALJK	Standard Baying Hardware Kit



**See pages 18 to 19 for rack shelves, cable managers, and more.**

<sup>†</sup> Denotes not available within the USA.

# Open Frame Comparison



	<b>HDR Series Steel Desktop Open Frame Rack</b>	<b>RB-2PA Series Light Duty Aluminum Open Frame Rack</b>	<b>RRAL Series Heavy Duty Aluminum Open Frame Rack</b>	<b>DC2R Series Square Hole Steel Open Frame Rack</b>	<b>DNRRLDK Series Large Base Steel Open Frame Rack</b>
<b>Application</b>	Ideal for smaller IT, Security and AV applications	When you just need a basic open frame rack	A heavy duty frame to handle your heavy equipment	Designed for use with cage nuts for universal applications	Large base rack is ideal for test-measurement applications
<b>Overall Height / Rack Units</b>	16.00" / 8U 23.00" / 12U 30.00" / 16U	83.13" / 45U	48.00" / 24U 72.00" / 38U 84.00" / 45U	83.13" / 44U	45.00" / 24U 66.00" / 36U 73.00" / 40U 80.00" / 44U 87.00" / 48U
<b>Overall Width</b>	20.00"	20.56"	20.00"	20.56"	20.00"
<b>Channel Depth</b>	n/a	3.00"	3.00"	3.00"	3.00"
<b>Base Depth</b>	11.50", 11.50", 16.00"	15.00"	15.00"	15.00"	19.81"
<b>Rail Material</b>	12-Gauge Steel	5052H32 Aluminum	5052H32 Aluminum	12-Gauge Steel	12-Gauge Steel
<b>Rail Features</b>	<ul style="list-style-type: none"> <li>EIA Compliant 10-32 Tapped Rails with Screws</li> <li>Rack Unit Markings</li> </ul>	<ul style="list-style-type: none"> <li>EIA Compliant 12-24 Tapped Rails with Screws</li> <li>Rack Unit Markings</li> </ul>	<ul style="list-style-type: none"> <li>EIA Compliant 12-24 Tapped Rails with Screws</li> </ul>	<ul style="list-style-type: none"> <li>EIA Compliant Square Hole Rails with Screws/Cage Nuts</li> <li>Rack Unit Markings</li> </ul>	<ul style="list-style-type: none"> <li>EIA Compliant 10-32 Tapped Rails with Screws</li> </ul>
<b>Cable Management</b>	<ul style="list-style-type: none"> <li>Side Cable Tie Points</li> <li>Horizontal Cable Trough</li> <li>19" Rack Mount                             <ul style="list-style-type: none"> <li>Lacing Bars</li> <li>Cable Managers</li> </ul> </li> </ul>	<ul style="list-style-type: none"> <li>Vertical Cable Tray/Troughs</li> <li>Horizontal Cable Trough</li> <li>19" Rack Mount                             <ul style="list-style-type: none"> <li>Lacing Bars</li> <li>Cable Managers</li> </ul> </li> </ul>	<ul style="list-style-type: none"> <li>Vertical Cable Tray/Troughs</li> <li>Side Cable Pass-Thru Holes</li> <li>Horizontal Cable Trough</li> <li>19" Rack Mount                             <ul style="list-style-type: none"> <li>Lacing Bars</li> <li>Cable Managers</li> </ul> </li> </ul>	<ul style="list-style-type: none"> <li>Vertical Cable Tray/Troughs</li> <li>Horizontal Cable Trough</li> <li>19" Rack Mount                             <ul style="list-style-type: none"> <li>Lacing Bars</li> <li>Cable Managers</li> </ul> </li> </ul>	<ul style="list-style-type: none"> <li>Vertical Cable Tray/Troughs</li> <li>Horizontal Cable Trough</li> <li>19" Rack Mount                             <ul style="list-style-type: none"> <li>Lacing Bars</li> <li>Cable Managers</li> </ul> </li> </ul>
<b>Paint Finish</b>	Smooth Black Powder Coat	Smooth Black Powder Coat	Smooth Black Powder Coat Natural Finish	Smooth Black Powder Coat	Smooth Black Powder Coat
<b>Shipping</b>	Ships Unassembled				
<b>Weight Capacity</b>	195 lbs / 88.45 kg	800 lbs / 362.87 kg	1,200 lbs / 544.31 kg	800 lbs / 362.87 kg	800 lbs / 362.87 kg



	<b>RB-2P Series Welded Steel Contractor Open Frame Rack</b>	<b>DNRR Series Heavy Duty Welded Steel Open Frame Rack</b>	<b>DCZ4 Series Welded GR-63 Zone-4 Open Frame Rack</b>	<b>DNRRLDW Series Welded Large Base Open Frame Rack</b>	<b>DNRRDCK Series Deep Channel Open Frame Rack</b>		
<b>Application</b>	Heavy duty features at an affordable price.	When strength and reliability is the highest priority.	Telcordia® GR-63 Zone 4 Seismic Certified.	Large base supports large equipment.	Knockdown design with large base.		
<b>Overall Height / Rack Units</b>	83.13" / 44U	48.13" / 24U 69.13" / 36U 79.13" / 40U	83.13" / 44U 90.13" / 48U	84.00" / 44U	44.60" / 24U 65.60" / 36U 72.60" / 40U	79.60" / 44U 86.60" / 48U	45.13" / 24U 79.13" / 40U 80.13" / 44U
<b>Overall Width</b>	20.56"	20.56" (19" Mounting) 24.56" (23" Mounting)	22.75"	20.00"	20.88"		
<b>Channel Depth</b>	3.00"	3.00"	6.00"	3.00"	8.00"		
<b>Base Depth</b>	15.00"	15.00"	18.00"	19.78"	26.00"		
<b>Rail Material</b>	12-Gauge Steel	10-Gauge Steel	10-Gauge Steel	12-Gauge Steel	12-Gauge Steel		
<b>Rail Features</b>	EIA compliant tapped 10-32 rails						
<b>Cable Management</b>	<ul style="list-style-type: none"> <li>• Vertical Cable Tray/Troughs</li> <li>• Horizontal Cable Trough</li> <li>• 19" Rack Mount                             <ul style="list-style-type: none"> <li>• Lacing Bars</li> <li>• Cable Managers</li> </ul> </li> </ul>	<ul style="list-style-type: none"> <li>• Vertical Cable Tray/Troughs</li> <li>• Horizontal Cable Trough</li> <li>• 19" Rack Mount                             <ul style="list-style-type: none"> <li>• Lacing Bars</li> <li>• Cable Managers</li> </ul> </li> </ul>	<ul style="list-style-type: none"> <li>• Side Cable Pass-Thru Holes</li> <li>• Horizontal Cable Trough</li> <li>• 19" Rack Mount                             <ul style="list-style-type: none"> <li>• Lacing Bars</li> <li>• Cable Managers</li> </ul> </li> </ul>	<ul style="list-style-type: none"> <li>• 19" Rack Mount                             <ul style="list-style-type: none"> <li>• Lacing Bars</li> <li>• Cable Managers</li> </ul> </li> </ul>	<ul style="list-style-type: none"> <li>• 19" Rack Mount                             <ul style="list-style-type: none"> <li>• Lacing Bars</li> <li>• Cable Managers</li> </ul> </li> </ul>		
<b>Bonding Studs</b>	Two pair 5/8" spaced located both top and bottom of inner channel.			Available as a Modification			
<b>Paint Finish</b>	Smooth Black Powder Coat						
<b>Shipping</b>	No assembly required. Welded steel frame is packaged with cardboard on edges during transit.				Ships Unassembled		
<b>Weight Capacity</b>	1,000 lbs / 454 kg	1,500 lbs / 680 kg	2,000 lbs / 907 kg	850 lbs / 386 kg	1,200 lbs / 544 kg		

**For unique sizes, colors and specifications, ask us about our modification services. See page 22 for details.**

## HWMR Series - Heavy Duty Adjustable Depth Pivoting Wall Mount Rack



Part No.	Description	Depth (in)
HWMR1912UBK	12U Wall Rack	18.00 to 24.00
HWMR1920UBK	20U Wall Rack	18.00 to 24.00
HWMR1924UBK	24U Wall Rack	18.00 to 24.00
HWMR1932UBK	32U Wall Rack	18.00 to 24.00

Includes starter pack of 10-32 screws and cage nuts and wall mounting template for easy installation.  
Wall mounting hardware not included.

- Constructed of 12 and 16 gauge steel.
- 19" EIA compliant square hole rails.
- Rack frame pivots on center point.
- Adjustable depth from 18" to 24" using slots for easy set-up and adjusting.
- Three (3) spring pin positions allow for simplified equipment maintenance.
- Side and rear cable access with multiple tie points for cable management.
- Finished in smooth black powder paint.
- Ships unassembled in a flat pack for easy handling and shipping protection.
- Suggested load capacity of 220 lbs (99 kg).

## APB Series - Heavy Duty Adjustable Depth Wall Rack



Part No.	Description	Depth (in)
APB19007BK1	4U Wall Rack	12.00 to 18.00
APB19010BK1	6U Wall Rack	12.00 to 18.00
APB19014BK1	8U Wall Rack	12.00 to 18.00
APB19021BK1	12U Wall Rack	12.00 to 18.00

Includes starter pack of 10-32 black rack screws with washers and mounting template for easy installation.  
Wall mounting hardware not included.

- Constructed of 14 gauge steel.
- 19" EIA compliant 10-32 tapped rails.
- Double-hinged for easy rear access.
- Adjustable depth from 12" to 18" using slots for easy set-up and adjusting.
- Rear cable access with multiple tie points for cable management.
- Finished in smooth black powder paint.
- Ships unassembled in a flat pack for easy handling and shipping protection.
- Suggested load capacity of 80 lbs (36 kg).

## APBS Series - Heavy Duty Adjustable Wall Rack with Shelf



Part No.	Description	Depth (in)
APBS194UBK	4U Wall Rack	12.00 to 18.00
APBS198UBK	8U Wall Rack	12.00 to 18.00

Includes starter pack of 10-32 black rack screws with washers and mounting template for easy installation.  
Wall mounting hardware not included.

- Constructed of 14 gauge steel.
- 19" EIA compliant 10-32 tapped rails.
- Adjustable depth from 12" to 18" using slots for easy set-up and adjusting.
- Includes twelve (12) inch depth shelf.
- Rear cable access with multiple tie points for cable management.
- Finished in smooth black powder paint.
- Ships unassembled in a flat pack for easy handling and shipping protection.
- Suggested load capacity of 75 lbs (34 kg).

## VPB Series - Heavy Duty Vertical Wall Rack



Part No.	Description
VPB192UBK	2U Vertical Wall Rack
VPB194UBK	4U Vertical Wall Rack
VPB196UBK	6U Vertical Wall Rack

Includes starter pack of 10-32 black rack screws with washers and clip nuts.  
Wall mounting hardware not included.

- Constructed of 14 gauge steel.
- Horizontal or vertical rack mounting.
- 19" EIA compliant rails with clip-nuts.
- Rear cable access.
- Finished in smooth black powder paint.
- Suggested load capacity of 135 lbs (61 kg).

## HLPB Series - Pivoting Wall Mount Rack



Part No.	Description
HLPB194UBK	4U Vertical Wall Rack
HLPB196UBK	6U Vertical Wall Rack
HLPB198UBK	8U Vertical Wall Rack

Includes starter pack of 10-32 black rack screws with washers and clip nuts.  
Wall mounting hardware not included.

- Constructed of 14 and 16 gauge steel.
- 19" EIA compliant rails with clip-nuts.
- Rails pivot 180° for easy rack mounting.
- Rear cable access with multiple tie points for cable management.
- Finished in smooth black powder paint.
- Ships unassembled in a flat pack for easy handling and shipping protection.
- Suggested load capacity of 110 lbs (50 kg).

## HLP Series - Low-Profile Network/Security Wall Mount Cabinet



Part #	Rack Space Mounting		Overall Dimensions (Inches)		
	Inches	Units	Height	Width	Depth
HLP4UBK	7.00	4	31.00	27.50	10.80
HLP6UBK	10.50	6	31.00	27.50	15.05
HLP8UBK	14.00	8	31.00	27.50	19.30

Includes starter pack of 10-32 black rack screws and clip nuts. Wall mounting template is included but hardware is not.

### Optional Additional Rail Kit

Part #	Description
HLP4UR	4U Mounting Rail Kit



UL Listed 2416 - Rated for up to 150 lbs (68 kg) static load rating.

- Available in 4U, 6U and 8U.
- Constructed of 16 gauge steel.
- 12 gauge steel mounting rails are punched for use with clip nuts. Rails pivot 180° for easy equipment mounting.
- 29 inches of usable vertical mounting equipment depth.
- Conduit knockout sizes include 3.00", 2.00", 1.38" and 1.12"
- Two (2) laser knockouts for optional fans located top and bottom.
- Includes studs for grounding and electrical box installation.
- Rugged sand-textured black powder paint (reduced fingerprints and marks).

WALL MOUNT

## RACK BASICS®

When you just need the basics, Rack Basics offers a wide range of racks, cabinets and accessories.

When you need a rack or cabinet that is heavy duty and high quality, you can trust in Hammond to have you covered. But sometimes, you just need something value-focussed and light duty.

When you just need the Basics, take a look at Rack Basics® the economy rack and cabinet line by Hammond.

Learn more at [www.rackbasics.com](http://www.rackbasics.com)



## HWM Series - Swing Out Wall Mount Cabinet



- Constructed of 14 gauge steel (rear section); 16 gauge steel (center section and doors).
- Includes one (1) pair of adjustable depth, tapped 10-32, EIA compliant mounting rails.
- Available in three (3) depths and four (4) heights.
- All sizes include either vented 63% perforated front door or clear window front door.
- Center section features
  - Heavy duty spring-hinge pin for easy installation and removal.
  - Non-removable side panel includes two (2) vents and fan grill.
  - Designed for side venting high capacity servers, switches and other equipment.
- Rear section features
  - Top and side conduit knock-outs for cable entry.
  - Generous cable management lances located on the rear section as well as on mounting rails.
- Front door and center section keyed the same.
- Grounding lugs located on top and bottom of the door, center and rear sections.
- Rugged sand-textured black powder paint (reduced fingerprints and marks).



UL Listed 2416 - Rated for up to 350 lbs (159 kg) static load rating.

Vented Door Part No.	Window Door Part No.	Overall Dimensions			Rack Units	Mounting Dimensions		
		Height	Width	Depth		Height	Width	Center Depth
HWM2412U20BK	HWM2412U20WDBK	27.75	24.68	25.7	12U	21.00	19.00	20.00
HWM2412U26BK	HWM2412U26WDBK	27.75	24.68	31.7	12U	21.00	19.00	26.00
HWM2420U20BK	HWM2420U20WDBK	41.75	24.68	25.7	20U	35.00	19.00	20.00
HWM2424U26BK	HWM2424U26WDBK	48.75	24.68	31.7	24U	42.00	19.00	26.00

Additional sizes available at [hammondmfg.com](http://hammondmfg.com)

## Wall Mount Comparison



	RB-WR Series Fixed Depth Wall Mount Rack	APB Series Adjustable Depth Wall Mount Rack	VPB Series Vertical Wall Mount Rack	HLPB Series Pivoting Wall Mount Rack	HWMR Series Adjustable Depth Swivel Wall Mount Rack
<b>Application</b>	Simple fixed patch panel rack	Rails adjust from 12-18 inches for convenient mounting of network equipment	Mounts servers and heavy UPS equipment vertically for low-profile applications	Rails pivot 180° for easy mounting and access to the back of patch panels, switches, and other equipment	Rack rail pivots at the center for easy rear cable access and balanced equipment
<b>Overall Height / Rack Units</b>	1.88" / 1U 3.62" / 2U 7.12" / 4U	6.98" / 4U 10.48" / 6U 13.98" / 8U 20.98" / 12U	7.69" / 2U 7.69" / 4U 11.19" / 6U	11.00" / 4U 11.00" / 6U 11.00" / 8U	26.50" / 12U 40.50" / 20U 47.50" / 24U 61.50" / 32U
<b>Overall Width</b>	19.36"	19.25"	19.19"	21.41"	20.00"
<b>Overall Depth</b>	6.00"	12.00" to 18.00"	4.19", 7.69", 11.19"	8.84", 12.34", 15.84"	18.00" to 24.00"
<b>Usable Depth</b>	5.75"	11.74" to 17.74"	Unlimited	8.05" +	15.10" to 21.10"
<b>Mounting Rail Features</b>	EIA compliant round hole with 10-32 clip nuts	• EIA compliant 10-32 tapped • Double-hinged rail for rear access	EIA compliant round hole with 10-32 clip nuts	EIA compliant round hole with 10-32 clip nuts	• EIA compliant square hole punched • Rack unit markings
<b>Hinge</b>	Piano hinge allows one mounting rail to hinge	Dual piano hinges allows one mounting rail to hinge	None	Rails pivot around center point	Rails pivot around center point
<b>Cable Management</b>	• Rear cutout for cable entry • 19" Rack Mount • Lacing Bars • Cable Managers	• Rear cutout for cable entry • 19" Rack Mount • Lacing Bars • Cable Managers	• Rear cutout for cable entry • 19" Rack Mount • Lacing Bars • Cable Managers	• Rear cutout for cable entry • 19" Rack Mount • Lacing Bars • Cable Managers	• Rear cutout for cable entry • Side cutouts for cable ties • 19" Rack Mount • Lacing Bars • Cable Managers
<b>Paint Finish</b>	Smooth Black Powder Coat	Smooth Black Powder Coat	Smooth Black Powder Coat	Smooth Black Powder Coat	Smooth Black Powder Coat
<b>Shipping</b>	No assembly required	Ships Unassembled	No assembly required	Ships Unassembled	Ships Unassembled
<b>Weight Capacity</b>	70 lbs / 31.75 kg	80 lbs / 36.29 kg	135 lbs / 61.24 kg	110 lbs / 49.90 kg	220 lbs / 99.79 kg
<b>Approvals</b>	RoHS Compliant	RoHS Compliant	RoHS Compliant	RoHS Compliant	RoHS Compliant





	<b>RB-FW Series Economy Fixed Wall Mount Cabinet</b>	<b>RB-SW Series Light Duty Swing-Out Wall Mount Cabinet</b>	<b>HWM Series Heavy Duty Swing-Out Wall Mount Cabinet</b>	<b>EN4DH Series NEMA 12/4 Swing-Out Wall Mount Cabinet</b>	<b>HLP Series Low-Profile Wall Mount Cabinet</b>
<b>Application</b>	Simple and cost-effective wall mount cabinet	When you just need a basic swing-out wall cabinet	Feature rich design that is simple and quick to install	A swing-out wall cabinet that can handle the great outdoors	Low-Profile design with a 180 degree pivoting rail system
<b>Overall Height / Rack Units</b>	14.65" / 6U 19.90" / 9U	25.15" / 12U 30.40" / 15U	19.90" / 9U 25.15" / 12U	30.40" / 15U 36.65" / 18U	27.75" / 12U 41.75" / 20U
<b>Overall Width</b>	23.62"	23.62"	24.68"	24.00"	27.50"
<b>Overall Depth</b>	23.62"	21.65"	16.7", 25.7", 31.7"	15.01", 24.00"	10.80", 15.05", 19.30"
<b>Usable Depth</b>	22.87"	18.25"	14.52", 23.52", 29.52"	9.51", 18.50"	29.00"
<b>Mounting Rail Features</b>	<ul style="list-style-type: none"> <li>• Two pair of EIA compliant square hole punched with M6 screws and cage nuts</li> <li>• Adjustable front to rear</li> </ul>	<ul style="list-style-type: none"> <li>• Two pair of EIA compliant square hole punched with M6 screws and cage nuts</li> <li>• Adjustable front to rear</li> </ul>	<ul style="list-style-type: none"> <li>• Single pair EIA compliant 10-32 tapped rails with screws</li> <li>• Fully adjustable front to rear</li> </ul>	<ul style="list-style-type: none"> <li>• Single pair EIA compliant 10-32 tapped rails with screws</li> <li>• Partially adjustable</li> </ul>	<ul style="list-style-type: none"> <li>• EIA compliant round hole punched with 10-32 clip nuts and screws</li> <li>• Fully adjustable front to rear</li> </ul>
<b>Door Options</b>	Tempered Glass Included	Tempered Glass Included	Ships with either acrylic or vented door. Solid available	Ships with either acrylic or solid door.	Louvered Door Included
<b>Side Panels</b>	Solid, Locking and Removable	Solid, Locking and Removable	Vented Non-removable	Solid Non-removable	Not Applicable
<b>Fan Kit Option P/N DNFK2AC120</b>	Top Fan Grills compatible with fan kit.	Top Fan Grills compatible with fan kit.	Top/Bottom/Side Knockouts/Grills compatible with fan kit	Available with Hammond Modification Services	Top/Bottom Knockouts compatible with fan kit
<b>Cable Management</b>	Cable Gland Plates located at the top and bottom of cabinet	Cable Gland Plates located at the top and bottom of cabinet	<ul style="list-style-type: none"> <li>• Rear cutout for cable entry</li> <li>• Conduit knockouts included on all sides of rear section</li> </ul>	Cable pass-through on rails	<ul style="list-style-type: none"> <li>• Rear cutout for cable entry</li> <li>• Conduit knockouts included on all sides of rear section</li> </ul>
<b>Paint Finish</b>	Textured Black Powder Coat	Textured Black Powder Coat	Textured Black Powder Coat	Smooth Gray Powder Coat	Textured Black Powder Coat
<b>Shipping</b>	Ships Unassembled	Fully Assembled on a Pallet	Fully Assembled on a Pallet	Fully Assembled on a Pallet	Fully Assembled on a Pallet
<b>Weight Capacity</b>	130 lbs / 58.97 kg	130 lbs / 58.97 kg	UL Rated for up to 350 lbs / 158.76 kg	Up to 180 lbs / 81.65 kg	UL Rated for up to 150 lbs / 68.04 kg
<b>Approvals</b>	RoHS Compliant	RoHS Compliant	cULus 2416 Listed PCI Compliant RoHS Compliant	UL 508 Type 12 CSA Type 12 PCI Compliant RoHS Compliant	cULus 2416 Listed PCI Compliant RoHS Compliant



## SDC Series - Wall Mount / Freestanding / Ceiling / Under Desk Cabinet



Shown with optional accessories, sold separately.



The SDC Series is a multi-use rack cabinet providing numerous options for equipment rack mounting. Ideal for securing rack mount equipment in spaces where room for a traditional rack or cabinet limited or not available. The à la carte design includes a body with numerous accessory options to suit your unique application.

- Heavy duty, 16-gauge steel, 19" rack mount cabinet body.
- Includes two (2) pairs of EIA mounting rails.
  - Rails are round hole punched for 10-32 clip-nuts.
  - Mounting rails slots allow for adjustable depth rails and fan kits.
  - Mounting rails are easily removed for non-rack mounting equipment.
  - Includes a starter pack of clip nuts & matching black screws.
- Removable cover panel installs in seconds.
- Includes four (4) cutouts perfect for mounting over an electrical receptacle and/or for cable entry.
- Removable plastic handle for side mounting storage.
- Optional doors and panel provides additional options for various applications.
- Rugged powder paint finish.
- Suggested load capacity of:
  - 150 lbs (68 kg) for wall mount/ceiling mount
  - 800 lbs (363 kg) for freestanding (with or without casters).

Part No.	Overall Dimensions			Rack Units	Mounting Depth		
	Height	Width	Depth		Height	Width	Depth
SDC243U17BK	6.25	24.00	17.50	3U	5.25	19.00	15.50
SDC243U24BK	6.25	24.00	24.50	3U	5.25	19.00	22.50
SDC243U31BK	6.25	24.00	31.50	3U	5.25	19.00	29.50
SDC243U36BK	6.25	24.00	36.00	3U	5.25	19.00	34.00
SDC246U17BK	11.50	24.00	17.50	6U	10.50	19.00	15.50
SDC246U24BK	11.50	24.00	24.50	6U	10.50	19.00	22.50
SDC246U31BK	11.50	24.00	31.50	6U	10.50	19.00	29.50
SDC246U36BK	11.50	24.00	36.00	6U	10.50	19.00	34.00
SDC249U17BK	16.75	24.00	17.50	9U	15.75	19.00	15.50
SDC249U24BK	16.75	24.00	24.50	9U	15.75	19.00	22.50
SDC249U31BK	16.75	24.00	31.50	9U	15.75	19.00	29.50
SDC249U36BK	16.75	24.00	36.00	9U	15.75	19.00	34.00

### Suggested Usage

- Wall mount Rack Cabinet
- Desktop Rack Cabinet
- Ceiling/Under Desk Cabinet
- Server Cabinet
- Audio/Visual Enclosure
- Security Lockbox


### Optional Accessory Features

- 63% perforated **Vented Locking Door** includes a quarter turn key lock.
- **Cable/Fan Locking Door** includes two openings for rear cable entry that maintain security while allowing cables to enter the cabinet. The door also includes knockouts for fan kits.
- **Conduit/Fan Panel** includes knockouts for popular sizes of conduit and fan kits.
- **Rear Cable Manager** features cable lacing bar for either side of cabinet.
- **Square Hole Rails** replace included round hole rails. Includes mounting hardware.

### Optional Accessories

Cabinet Rack Units	Vented Locking Door	Cable Entry/ Fan Locking Door	Conduit/ Fan Panel	Rear Cable Manager	Square Hole Rails
3U	SDC3UVD	SDC3USD	SDC3UCFP	SDCRCM	SDCSR3
6U	SDC6UVD	SDC6USD	SDC6UCFP	SDCRCM	SDCSR6
9U	SDC9UVD	SDC9USD	SDC9UCFP	SDCRCM	SDCSR9

## RCHS/RCHV Series - Heavy Duty Knockdown A/V Cabinet



RCHS Solid Side Panels

RCHV Vented Side Panels

Solid Part No.	Rack Units	Overall Dim's (in)		
		Height	Width	Depth
RCHS1902217BK1	13U	24.75	21.00	17.50
RCHS1902817BK1	16U	30.00	21.00	17.50
RCHS1902224BK1	13U	24.75	21.00	24.50
RCHS1902824BK1	16U	30.00	21.00	24.50
RCHS1902831BK1	16U	30.00	21.00	31.50

Vented Part No.	Rack Units	Overall Dim's (in)		
		Height	Width	Depth
RCHV1902217BK1	13U	24.75	21.00	17.50
RCHV1902817BK1	16U	30.00	21.00	17.50
RCHV1902224BK1	13U	24.75	21.00	24.50
RCHV1902824BK1	16U	30.00	21.00	24.50
RCHV1902831BK1	16U	30.00	21.00	31.50

- Constructed of 16 gauge steel.
- Knock-down design.
- Assembly required (flat-pack shipment).
- Simple assembly using one bolt in each corner to lock the sides to the top and bottom (hardware included).
- EIA compliant rails with punched round holes for clip-nuts.
- Includes rubber feet, black ABS plastic handles, a starter pack of 10-32 clip nuts & matching 1421ABK screws.
- Suggested load capacity of 800 lbs (363 kg).
- Black powder paint finish.


**Additional sizes and colors available.**

## RCSC Series - Heavy Duty Knockdown Server Cabinet



Shown with optional accessories, sold separately.

### EASY ASSEMBLY!



The RCSC Rack Cabinet features a stacking design that allows for up to three (3) cabinets\* to be stacked atop each other. This Rack Cabinet is fully loaded and includes two (2) pairs of infinitely adjustable sliding EIA square-hole rails, punch-outs for cable entry and/or fan cooling and comes in a variety of sizes and depths.

The unique stacking feature enables your cabinet space to grow as your needs do. \*Stack up-to three (3) 12U, two (2) 24U or one (1) of each cabinet atop each other using the required baying kit (RCSCBAY). The 12U cabinet is a great starter cabinet for any small to medium sized business.

**RCSC Frame** Knockdown 16 gauge steel frame with heavy-duty struts contributing to a weight-load rating of 1,500 lbs (680 kg). Ships unassembled. Four (4) embosses are included with support for optional levelling feet or casters. Grounding studs provided on body.

**Mounting Rails** Includes two (2) pair of 19" mounting EIA compliant square-hole design feature U space markings. Rails are infinitely adjustable in depth. Rails are fabricated of heavy duty fourteen (14) gauge steel, painted smooth black.

**Cable Entry & Management** The top and bottom of the RCSC includes two (2) laser knockouts (per side) for cable-entry or fans (includes gasket strip material). For 36" depth cabinet side panels include cable entry knockouts. Also includes a laser knockout rear gland plate for floor-level cable entry.

**Doors** Optional doors are available in solid, tinted acrylic with venting (see above-left) and high airflow vented. Snap-in hinges can be mounted without having to bolt-on from inside the cabinet. In addition, the hinges can be mounted on the left or right.

**Thermal Performance** High airflow perforated doors for both front and rear of the cabinet are suggested for most server applications. Perforated doors meet server manufacturer Free-Air-Ratio (FAR) requirements at 65%.

**Finish** Finished in rugged black powder paint.

## RACK BASICS®

The RB-AV Series is a fully assembled enclosed rack system designed for A/V and Security applications.



See Page 7 for details.

Part No.	Rack Units	Overall Height	Overall Depth	Max Mounting Depth
RCSC1902124BK1	12U	25"	24"	23.5"
RCSC1904224BK1	24U	46"	24"	23.5"
RCSC1902131BK1	12U	25"	31"	29.0"
RCSC1904231BK1	24U	46"	31"	29.0"
RCSC1902136BK1	12U	25"	36"	29.0"
RCSC1904236BK1	24U	46"	36"	29.0"

Includes fifty (50) pack 10-32 cage nuts and screws. 42" Depth option available upon request.

### Optional Locking Doors

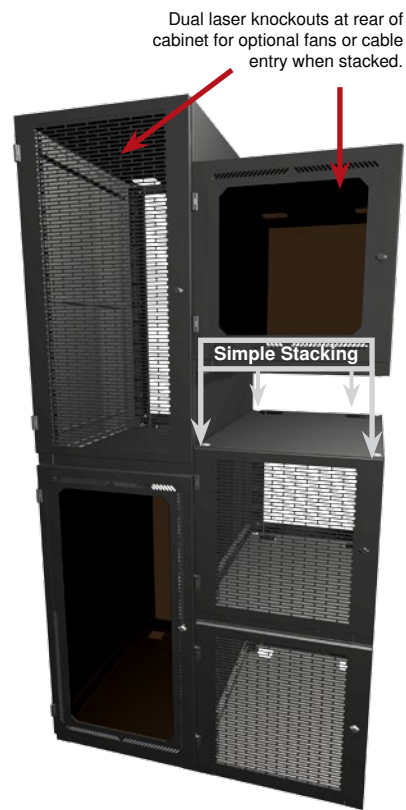
Part No.	Description
RCSC19021SDBK1	12U Solid Door w/lock
RCSC19021VDBK1	12U Vented Door w/lock
RCSC19021WDBK1	12U Vented Window Door w/lock
RCSC19042SDBK1	24U Solid Door w/lock
RCSC19042VDBK1	24U Vented Door w/lock
RCSC19042WDBK1	24U Vented Window Door w/lock

### Optional Accessories

Part No.	Description
RCSCATIP	Anti-tip Racks
RCSCBAY	Baying kit - bays (2) RCSC's together (vertically or horizontally)
GRDKIT04	Cabinet ground cable kit
DNFK1AC120	Single (1) Fan kit with grills and cord
DNFK2AC120	Dual (2) Fan kit with grills and cord

### Optional Casters

Part No.	Description	Rated
1425P	Light-duty casters(4)	400 lb
1425BH	Heavy duty casters(4)	1000 lb



Dual laser knockouts at rear of cabinet for optional fans or cable entry when stacked.

\*NOTE Baying kit (RCSCBAY) is required to lock cabinets together securely when stacking.

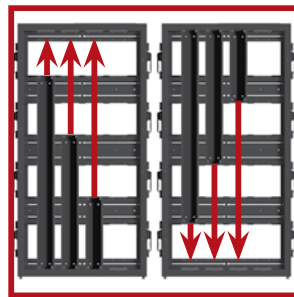
## CLC Series - Co-Location Cabinet System



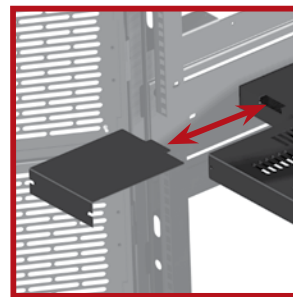
The Co-location Rack Cabinet System from Hammond features four (4) different bay configurations and several roof options. Whether you are leasing the space or want to restrict access to sections of your cabinet, the Hammond CLC Series is loaded with innovative features.

- 14-gauge welded steel frame; 16-gauge doors and side panel.
- Adjustable depth 19" EIA-Compliant square hole mounting rails. One single frame allows multiple bay configurations. Mounting space includes
  - 1-Bay = 44U, 2-Bay = 21U, 3-Bay = 14U, 4-Bay = 10U
- Standard available configurations available in 36", 42" and 48" depths.
- Vented shelves include rear removable panels for vertical PDU installations.
- Front and Rear Perforated Doors designed for high air flow.
- Doors include 4-pin combination lock with key override.
- Vertical Cable Managers can be installed either top or bottom. Designed to accommodate sliding rail mount kit on servers.
- Cabinet top includes removable top panel and provisions for containment system and cable trough accessories.
- Finished in rugged textured black powder paint. Also available in textured white upon request.

**Contact your Local Hammond Rep for ordering information.**



Vertical Cable Management can easily be moved to top or bottom.



Easily remove cover panels to install a vertical PDU.



Scan above to learn more.



UL Listed 2416 - Rated for up to 3,000 lbs (1,360 kg) static load rating.

CABINETS

## TCS Series - Thermal Containment System

Hammond is pleased to introduce our new cost-effective Thermal Containment System (TCS Series). The TCS Series is a factory customized panel system that is used to reduce or eliminate hot air and cold air from mixing. Typically used in new data centers, the TCS series can be customized for to fit any ceiling height. By implementing thermal containment a facility manager can increase cooling efficiencies and reduce facility operating costs.

The TCS Series was designed to fit our CLC Cabinet Series (shown on this page) and can be installed upon cabinet delivery or added during future facility upgrades.

### Specifications

- Extruded aluminium panel frames.
- Lightweight multi-wall polycarbonate panel has been fire rated to CAN/ULC-S102.2 specifications.
- Foam used throughout containment assembly has been fire rated to UL94HF1 specifications.
- Aisle doors include integrated ball bearing nylon wheel for ease of movement.
- Panels include fire rated gasket material for air tight seal.
- Sliding Door is finished in textured black powder paint.



**Ask your Hammond representative for more details or visit [www.hammondmfg.com](http://www.hammondmfg.com)**

## CLCH Series - Cabinet System with Passive Airflow Chimney



UL Listed 2416 - Rated for up to 3,000 lbs (1,360 kg) static load rating.

When designing a computer room layout, cooling is one of the most important variables to consider. A popular and cost-effective method of containing heat produced by IT equipment is through a passive hot air chimney. The chimney is fastened to the top-rear of the cabinet and directs hot air from the cabinet into a ducted plenum (lowered T-bar ceiling). The main purpose of the chimney is to prevent the hot air from mixing with the cool air entering the front of the cabinets.

Preventing hot air from mixing with cold air is important as it can increase your cooling efficiencies and eliminate the need for additional cooling. In some cases it can eliminate the demand on the facility CRAC or CRAH units resulting in significant operating costs.

### Features

- Constructed in 14 gauge welded steel frame; 16 gauge doors and side panel.
- Doors include 4-pin combination lock with key override.
- Solid rear door includes gasket material to prevent air leakage.
- Cabinet top includes brushed entry and optional cable trough accessories.
- Finished in rugged textured black powder paint. Also available in textured white upon request.
- Included unassembled adjustable height (up to 40.50") chimney (ships inside of cabinet).

Part No.		Overall Dimensions			Rack Units	Mounting Dimensions	Width	Depth
		Height	Width	Depth	Per Bay	Height (Per Bay)		
CLCH1B36BK	1-Bay	83.00	24.00	36.00	44U	77.25	19.00	34.13
CLCH1B42BK	1-Bay	83.00	24.00	42.00	44U	77.25	19.00	40.13
CLCH1B48BK	1-Bay	83.00	24.00	48.00	44U	77.25	19.00	46.13

Part No.	Description
CLCSP36BK	Single solid side panel for 36 inch depth cabinets
CLCSP42BK	Single solid side panel for 42 and 48 inch depth cabinets
CLCCMSP	Cable manager security plate (includes 12 plates, 54 screws, 1 hex key)
CLCCMSC	Cable manager security cover (includes 2 covers, 4 screws, 1 hex key)
CLCTRAY	Cable Tray works as a top cable tray and hides cables view.

CABINETS

## Compatible Electronic Locking Cabinet Handles



Electronic locking can improve security and provide reports for cabinet use. While Hammond does not manufacture or sell any third-party handles, we work with a number of leaders in the electronic locking industry to ensure our cabinets are compatible with their products.

The following list includes a selection of popular handle manufacturers that offer products compatible with Hammond cabinets. Ask your local rep for information about our modification options or see page 22 for non-standard locking options.

Company	URL
Assa Abloy	assaabloydss.com
Digitus Biometrics	digitus-biometrics.com
Dirak	elinebydirak.us
Rack Amor	identocard.com
Southco	southco.com
TZ Infrastructure	ixp.tz.net

Trademarks and copyrights are property of their respective owners.



## C4 Series - Pre-Configured and Modular Data Center Cabinet System



- Zinc-plated mounting rails provide superior surface areas for equipment grounding.
- EIA compliant 10-32 tapped or square hole punched rails with rack unit labels.
  - Rails are easy to move within the cabinet and are infinitely adjusting.
- The 30" wide C4 rails have cable-tie support and pass-through holes.
- Top panel options include solid, vented, fan cutouts and pre-installed fans.
- Side panels are available in both solid and vented for thermal induction.
- Doors are available in solid, tinted acrylic, perforated and split perforated (barn door).
- Frames are available in both 24" and 30" wide.
- Four (4) levelling feet are included with support for optional casters.
- Starter pack of 10-32 Screws (and cage nuts when applicable).
- Grounding studs provided on frame as well as side panels and doors.
- 14-gauge welded steel frame; 16-gauge doors and side panels.
- 10 gauge tapped rails, 12 gauge square hole punched rails.
- Finished in rugged textured black powder paint. Also available in textured white upon request.
- Complies with Seismic UBC Zone-4 standards when used with C4K-Z4 Seismic Bolt Down Kit.

### PRE-CONFIGURED CABINETS

When you need cabinets quickly, our pre-assembled C4RR are a great option. Based off of our most popular requested configurations, each cabinet is factory configured and is packaged ready-to-ship.

#### All configurations include

- One (1) Welded C4 Cabinet Frame with Top Cable Entry Holes
- Two (2) Removable Side Panels (with 1/4 turn latches)

#### C4RR "D" Series

Part No.	Overall Dimensions			Rack Units	Mounting Depth		
	Height	Width	Depth		Height	Width	Depth
C4RR247331DBK1	78.00	24.00	31.50	42U	73.50	19.00	29.50
C4RR247336DBK1	78.00	24.00	36.00	42U	73.50	19.00	34.00
C4RR247342DBK1	78.00	24.00	42.00	42U	73.50	19.00	40.00
C4RR247731DBK1	83.75	24.00	31.50	44U	77.00	19.00	29.50
C4RR247736DBK1	83.75	24.00	36.00	44U	77.00	19.00	34.00
C4RR247742DBK1	83.75	24.00	42.00	44U	77.00	19.00	40.00
C4RR307731DBK1	83.75	30.00	31.50	44U	77.00	19.00	29.50
C4RR307736DBK1	83.75	30.00	36.00	44U	77.00	19.00	34.00
C4RR307742DBK1	83.75	30.00	42.00	44U	77.00	19.00	40.00

#### Specific Components Include:

- Two (2) Pairs of adjustable square hole rails
- One (1) Plexi Front Door
- One (1) Perforated Rear Door
- One (1) Fan cutout Top Panel
- One (1) Vertical Tray with PDU Mounting

#### C4RR "S" Series

Part No.	Overall Dimensions			Rack Units	Mounting Depth		
	Height	Width	Depth		Height	Width	Depth
C4RR247331SBK1	78.00	24.00	31.50	42U	73.50	19.00	29.50
C4RR247336SBK1	78.00	24.00	36.00	42U	73.50	19.00	34.00
C4RR247342SBK1	78.00	24.00	42.00	42U	73.50	19.00	40.00
C4RR247731SBK1	83.75	24.00	31.50	44U	77.00	19.00	29.50
C4RR247736SBK1	83.75	24.00	36.00	44U	77.00	19.00	34.00
C4RR247742SBK1	83.75	24.00	42.00	44U	77.00	19.00	40.00
C4RR307731SBK1	83.75	30.00	31.50	44U	77.00	19.00	29.50
C4RR307736SBK1	83.75	30.00	36.00	44U	77.00	19.00	34.00
C4RR307742SBK1	83.75	30.00	42.00	44U	77.00	19.00	40.00

#### Specific Components Include:

- Two (2) Pairs of adjustable square hole rails
- One (1) Perforated Front Door
- One (1) Split Perforated Rear Door
- One (1) Fan cutout Top Panel
- Two (2) Vertical Tray with PDU Mounting

CABINETS



UL Listed 2416 - Rated for up to 3,000 lbs (1,360 kg) static load rating.



Build the configuration you desire with our simple, step-by-step online tool.

No software to install!  
Get started at  
**Q-ASSEMBLY.com**

### Universal Adjustable Depth Telescoping Cabinet Accessories (See pages 18-19 for details)


Rack Shelf (ADS Series)



Cable Manager (RDCM Series)



Angle Bracket (RAAB Series)



## DCZ4 Series - Telcordia® GR-63 Seismic Zone 4 Certified Cabinet



- Constructed in 14-gauge steel (body), 12-gauge steel corner braces and 16-gauge doors and side panels.
- EIA compliant 10-32 tapped or square hole punched rails with 19" mounting. (Rails include rack unit labels)
- Rugged design engineered to perform in the most critical seismic environments.
- Includes generous stud locations for grounding and bonding applications.
- Cable Management Includes:
  - Four (4) 3.5" top cable access holes.
  - Various bottom panels allow different cable management options.
  - Corner braces include mounting for cable tray and outlet strips.
  - Support for up to four optional 4" deep vertical cable managers.
- Compatible with standard C2 top panels with options that include Solid, Vented, Fan cutouts.
  - Pre-installed fan(s) capable of up to 550 CFM.
- Solid Side panels available.
- Flush-mount doors come with 3-point latching and stiffeners to reduce flexing and bowing while increasing cabinet security.
  - Available in Solid, Window and 63% Perforated punch pattern.
- Handle features 4-pin combination lock with key override. Also compatible with electronic locking options.
- Ganging holes allow for joining multiple cabinets.
- Finished in textured black powder paint.



UL Listed 2416 - Rated for up to 3,000 lbs (1,360 kg) static load rating.



Certified by **GR-63-CORE** - Rated for up to 1,000 lbs (454 kg) + 100 lbs (45 kg) overhead dynamic load rating.

**Independently tested and certified to exceed established Seismic Zone 4 Telcordia® GR-63-CORE testing standards. Watch the seismic test on our website or scan the QR Code (left). Dynamic load rating applies when secured using the C4K-Z4 seismic bolt down kit.**



### Pre-Assembled Cabinet

Part No.	Overall Dimensions			Rack Units	Mounting Depth		
	Height	Width	Depth		Height	Width	Depth
DCZ4A307742BK	83.00	30.00	42.00	44U	77.06	19.00	35.75

#### Specific Components Include:

- One (1) DCZ4F307742BK - DCZ4 Cabinet Frame
- Two (2) C4PR77SZPL - Pair of Square Hole Rails
- Two (2) DCZ4SP7742BK - DCZ4 Side Panels
- Two (2) DCZ4VD3077BK - DCZ4 63% Vented Doors
- One (1) C2T2431SBK1 - Standard C2 Solid Top Panel

### Build Your Own Cabinet

Step	Part No.	Description	Overall Dimensions		
			Height	Width	Depth
<b>Step 1: Frame</b>	DCZ4F307742BK	44U Welded Frame	83.00	30.00	42.00
<b>Step 2: Rails</b>	C4PR77TZPL	44U 19" Tapped 10-32 Rails (Pair)	77.00	4.37	1.38
	C4PR77SZPL	44U 19" Square Hole Rails (Pair)	77.00	4.37	1.38
<b>Step 3: Side Panel</b>	DCZ4SP7742BK	Solid Side Panel (Sold Individually)	76.93	-	34.48
<b>Step 4: Doors</b>	DCZ4SD3077BK	Solid	76.81	22.42	42.00
	DCZ4WD3077BK	Window	76.81	22.42	42.00
	DCZ4VD3077BK	Vented	76.81	22.42	42.00
<b>Step 5: Top Panel</b>	C2T2431SBK1	Solid	-	25.00	23.75
	C2T2431VBK1	Vented	-	25.00	23.75
	C2T2431FBK1	Fan Cutout	-	25.00	23.75
	C2T2431F4BK1	Four (4) 4.7" Fans	-	25.00	23.75
	C2T2431F10BK1	One (1) 10" Fan	-	25.00	23.75

**CABINETS**



# Cabinet Comparison



	<b>RB-DC Series Entry Level Server Cabinet</b>	<b>C4 Series Professional Grade Server Cabinet</b>	<b>CLC Series Multi-Bay Co-Location Cabinet</b>	<b>DC4 Series Telcordia Seismic Server Cabinet</b>	<b>HDME Series NEMA 12 Industrial Server Cabinet</b>
<b>Application</b>	Entry level server and data center cabinet.	Pro-grade Server Cabinet with IBC Seismic Zone-4 Rating	Our most flexible cabinet available.	Telcordia tested and certified to Seismic Zone-4 NEBS GR-63-CORE	NEMA Type 12 to protect against dust, dirt and non-corrosive liquids
<b>Overall Height / Rack Units</b>	78.64" / 42U	48.58" / 24U 80.08" / 42U 83.58" / 44U	83.02" / 44U (1-Bay) 83.02" / 2x 21U (2-Bays) 83.02" / 3x 14U (3-Bays) 83.02" / 4x 10U (4-Bays)	83.00" / 44U	81.14" / 42U 89.02" / 47U
<b>Overall Width</b>	23.60"	24", 30"	24"	30"	23.62"
<b>Overall Depth</b>	42.74"	31.5", 36", 42"	36", 42", 48"	42"	31.5", 39.37"
<b>Usable Depth</b>	37"	31.5"D = 29.5" Usable Depth 36"D = 34" Usable Depth 42"D = 40" Usable Depth	36"D = 34.13" Usable Depth 42"D = 40.13" Usable Depth 48"D = 46.13" Usable Depth	35.75"	31.5"D = 25.12" Usable Depth 39.4"D = 32.99" Usable Depth
<b>Mounting Rail Features</b>	<ul style="list-style-type: none"> <li>• Two pair of EIA compliant square hole punched</li> <li>• Incremental adjustable front to rear</li> <li>• Rack unit markings</li> </ul>	<ul style="list-style-type: none"> <li>• Two pair of EIA compliant 10-32 tapped or square hole punched</li> <li>• Fully adjustable front to rear</li> <li>• Rack unit markings</li> </ul>	<ul style="list-style-type: none"> <li>• Two pair of EIA compliant 10-32 tapped or square hole punched</li> <li>• Fully adjustable front to rear</li> <li>• Rack unit markings</li> </ul>	<ul style="list-style-type: none"> <li>• Two pair of EIA compliant 10-32 tapped or square hole punched</li> <li>• Fully adjustable front to rear</li> <li>• Rack unit markings</li> </ul>	<ul style="list-style-type: none"> <li>• Two pair of EIA compliant square hole punched</li> <li>• Fully adjustable front to rear</li> <li>• Rack unit markings</li> </ul>
<b>Door Options</b>	<ul style="list-style-type: none"> <li>• Front Perforated</li> <li>• Rear Split Perforated</li> </ul>	Solid Steel, Acrylic, Perforated, Split Perforated	Both front and rear doors come perforated	Both front and rear doors come perforated	Solid with gland plates for filter fans



	<b>RB-DC Series Entry Level Server Cabinet</b>	<b>C4 Series Professional Grade Server Cabinet</b>	<b>CLC Series Multi-Bay Co-Location Cabinet</b>	<b>DCZ4 Series Telcordia Seismic Server Cabinet</b>	<b>HDME Series NEMA 12 Industrial Server Cabinet</b>
<b>Side Panels</b>	Two pairs of solid split panels included	<ul style="list-style-type: none"> <li>• Sold in Pairs</li> <li>• Available in Solid or Vented</li> </ul>	<ul style="list-style-type: none"> <li>• Sold Individually</li> <li>• Available in Solid</li> </ul>	<ul style="list-style-type: none"> <li>• Sold Individually</li> <li>• Available in Solid</li> </ul>	Two Solid Panels Included
<b>Bottom Panels</b>	Two Removable Panels for Floor Access Cabling.	Solid	Solid, Brushed Gasket	None	Solid Adjustable Gland Plate
<b>Top Panels</b>	Removable Perforated Panel with Hinged Plastic Cable Grommets	Solid, Perforated, Fan Cutout/ Cable Entry, One 10" 550 CFM Fan, Four 100 CFM Fans (Fan Tops Available with or Without Thermostat)	Solid, Perforated, One 10" 550 CFM Fan, Two 10" 550 CFM Fans, Three 75 CFM Fans, Brush Grommet	Solid, Perforated, Fan Cutout/ Cable Entry, One 10" 550 CFM Fan, Four 100 CFM Fans (Fan Tops Available with or Without Thermostat)	Fixed Solid
<b>Cooling Options</b>	<ul style="list-style-type: none"> <li>• 19" Rack Mount</li> <li>• Fan Trays</li> <li>• Brushed Rack Panel</li> <li>• Filler/Blanking Panels</li> </ul>	<ul style="list-style-type: none"> <li>• Fan Assisted Top Panels</li> <li>• 19" Rack Mount</li> <li>• Fan Trays</li> <li>• Brushed Rack Panel</li> <li>• Filler/Blanking Panels</li> </ul>	<ul style="list-style-type: none"> <li>• Exhaust Chimney</li> <li>• Thermal Containment</li> <li>• Brushed Cable Entry</li> <li>• 19" Rack Mount</li> <li>• Fan Trays</li> <li>• Brushed Rack Panel</li> <li>• Filler/Blanking Panels</li> </ul>	<ul style="list-style-type: none"> <li>• Fan Assisted Top Panels</li> <li>• 19" Rack Mount</li> <li>• Fan Trays</li> <li>• Brushed Rack Panel</li> <li>• Filler/Blanking Panels</li> </ul>	<ul style="list-style-type: none"> <li>• Fan Assisted Doors</li> <li>• Side Panels can be Modified to Mount an Air Conditioner</li> </ul>
<b>Cable Management</b>	<ul style="list-style-type: none"> <li>• Tooless PDU / Cable Tray.</li> <li>• 19" Rack Mount</li> <li>• Lacing Bars</li> <li>• Cable Managers</li> </ul>	<ul style="list-style-type: none"> <li>• Vertical Cable Tray/Troughs</li> <li>• Horizontal Cable Trough</li> <li>• 19" Rack Mount</li> <li>• Lacing Bars</li> <li>• Cable Managers</li> </ul>	<ul style="list-style-type: none"> <li>• Vertical Cable Tray/Troughs</li> <li>• Top Cable Trough</li> <li>• 19" Rack Mount</li> <li>• Lacing Bars</li> <li>• Cable Managers</li> </ul>	<ul style="list-style-type: none"> <li>• Vertical Cable Tray/Troughs</li> <li>• 19" Rack Mount</li> <li>• Lacing Bars</li> <li>• Cable Managers</li> </ul>	<ul style="list-style-type: none"> <li>• Vertical Cable Tray/Troughs</li> <li>• 19" Rack Mount</li> <li>• Lacing Bars</li> <li>• Cable Managers</li> </ul>
<b>Important Accessories</b>	n/a	C4K-Z4 seismic bolt down	For Standalone Cabinet Order Second Side Panel CLCSP__BK	C4K-Z4 seismic bolt down	Compatible with Standard Filter Fan Kits (See website)
<b>Paint Finish</b>	Textured Black Powder Coat	Textured Black Powder Coat	Textured Black Powder Coat	Textured Black Powder Coat	Textured Black Powder Coat
<b>Shipping Method</b>	<ul style="list-style-type: none"> <li>• Fully Assembled on a Pallet</li> <li>• Side Panels Shipped (Packaged) Within the Cabinet.</li> </ul>	<ul style="list-style-type: none"> <li>• Fully Assembled on a Pallet</li> <li>• Accessories Installed and Shipped Within the Cabinet</li> </ul>	<ul style="list-style-type: none"> <li>• Fully Assembled on a Pallet</li> <li>• Accessories Installed and Shipped Within the Cabinet</li> </ul>	<ul style="list-style-type: none"> <li>• Fully Assembled on a Pallet</li> <li>• Accessories Installed and Shipped Within the Cabinet</li> </ul>	<ul style="list-style-type: none"> <li>• Fully Assembled on a Pallet</li> <li>• Accessories Installed and Shipped Within the Cabinet</li> </ul>
<b>Weight Capacity</b>	2,300 lbs / 1,050 kg	UL Rated for up to 3,000 lbs / 1,360 kg	UL Rated for up to 3,000 lbs / 1,360 kg	UL Rated for up to 3,000 lbs / 1,360 kg	1,500 lbs / 680 kg
<b>Approvals</b>	PCI Compliant RoHS Compliant	cULus 2416 Listed IBC 2012 Zone-4 PCI Compliant RoHS Compliant	cULus 2416 Listed PCI Compliant RoHS Compliant	cULus 2416 Listed GR-63-CORE Zone-4 PCI Compliant RoHS Compliant	UL 508 Type 12 CSA Type 12 IEC 60529 IP54 Compliant PCI Compliant RoHS Compliant

**For unique sizes, colors and specifications, ask us about our modification services. See page 22 for details.**

**2-Post Mounting Shelves**

Part No.	Description	Rack Units	Depth (in)	Rated (lbs)
RASU190107UBK1	Solid Rack Shelf	1U	7.0	40
RASU190110BK1	Solid Rack Shelf	1U	10.0	40
RASU190115BK1	Solid Rack Shelf	1U	15.0	40
RASU190315BK1	Solid Rack Shelf	2U	15.0	100
RASU190320BK1	Solid Rack Shelf	2U	20.0	100
RASU190515BK1	Solid Rack Shelf	3U	15.0	200
RASV190107UBK1	Vented Rack Shelf	1U	7.0	40
RASV190110BK1	Vented Rack Shelf	1U	10.0	40
RASV190115BK1	Vented Rack Shelf	1U	15.0	40
RASV190315BK1	Vented Rack Shelf	2U	15.0	100
RASV190320BK1	Vented Rack Shelf	2U	20.0	100
RASV190515BK1	Vented Rack Shelf	3U	15.0	200
RASV190520BK1	Vented Rack Shelf	3U	20.0	200
RACSV190315BK1	Clamping Rack Shelf	2U	15.0	100
RACSV190515BK1	Clamping Rack Shelf	3U	15.0	200
RACSV190715BK1	Clamping Rack Shelf	4U	15.0	200
DNDMS19BK1	Centered Solid Shelf	2U	19.5	200
DNDMS1924BK1	Centered Solid Shelf	2U	24.0	200
DNDMV19BK1	Centered Vented Shelf	2U	19.5	200
RDAB2U15	Centered Depth Adapter	2U	15.0	400
RDAB2U20	Centered Depth Adapter	2U	20.0	400
RDAB2U26	Centered Depth Adapter	2U	26.0	400
RDAB2U31	Centered Depth Adapter	2U	31.0	400
RDA1U4	Rail Depth Adapter	1U	4.0	
RDA2U4	Rail Depth Adapter	2U	4.0	
PA2319001BK1	23" to 19" Rail Reducer	1U		
PA2319003BK1	23" to 19" Rail Reducer	2U		
PA2319005BK1	23" to 19" Rail Reducer	3U		

**Rack Mount Monitor Rack**

- Heavy duty 12 gauge steel.
- 3U for small screens 15" - 27".
- 10U for large screens 32" and up.
- Includes monitor screws.
- Black powder paint finish.



Part No.	Description
RMMB193UBK3	3U - VESA MIS-D
RMMB1910UBK3	10U - VESA MIS-F

**Mounting Hardware**

Part No.	Qty	Tap
<b>Cage Nut and Screw Kit</b>		
CAGKIT1032-10	10	10-32
CAGKIT1032-25	25	10-32
CAGKIT1032-50	50	10-32
CAGKIT1032-100	100	10-32

**Clip Nut and Screw Kit**

CLPKIT1032-10	10	10-32
CLPKIT1032-25	25	10-32
CLPKIT1032-50	50	10-32
CLPKIT1032-100	100	10-32

**Part No. Qty Tap**

SCREW1032-10	10	10-32
SCREW1032-25	25	10-32
SCREW1032-50	50	10-32
SCREW1032-100	100	10-32

H1224S25	25	12-24
H1224S100	100	12-24
H1224S500	500	12-24

**4-Post Mounting Shelves**

Part No.	Description	Rack Units	Depth (in)	Mount Depth	Rated (lbs)
RSVS1918BK1	Sliding Vented Shelf	1U	18	20	120
RSVS1921BK1	Sliding Vented Shelf	1U	21	22	120
RSVS1926BK1	Sliding Vented Shelf	1U	26	28	120
RSUS1918BK1	Sliding Solid Shelf	1U	18	20	120
RSUS1921BK1	Sliding Solid Shelf	1U	21	22	120
RSUS1926BK1	Sliding Solid Shelf	1U	26	28	120
RSLIDEEX	Increases RSVS/ RSUS Mounting-Depth by 14 in				
ADSV2536BK	Adjustable Vented Shelf	1U	-	25 - 36	350
RAAB2436BK	Adjustable Angle Bracket	1U	-	24 - 36	200
RAAB3648BK	Adjustable Angle Bracket	1U	-	36 - 48	200
RDRW1900312BK1	Locking Rack Drawer	2U	12	12	120
RDRW1900322BK1	Locking Rack Drawer	2U	22	22	120
RDRW1900516BK1	Locking Rack Drawer	3U	16	16	120
RDRW1900722BK1	Locking Rack Drawer	4U	22	22	120
RAKS19BK1	Keyboard Drawer	2U	16.0	6 - 18	120
RSKS19005BK1	Swivel Keyboard Shelf	2U	15.0	34.8	120 lb

**Metal Blank Panels**

Improve cooling efficiency and visual appearance with blanking/ filler panels from Hammond. Available from 1U to 18U in a variety of finishes, materials and configurations.

Part No.	Description
PBPS19001BK2	1U Solid Steel Panel
PBPS19003BK2	2U Solid Steel Panel
PBPS19005BK2	3U Solid Steel Panel
PPFS19001BK2	1U Steel Perforated Panel
PPFS19003BK2	2U Steel Perforated Panel
PPFS19005BK2	3U Steel Perforated Panel
PBFS19001BK2	1U Formed Solid Steel Panel
PBFS19003BK2	2U Formed Solid Steel Panel
PBFS19005BK2	3U Formed Solid Steel Panel
PBPA19001BK2	1U Aluminum Solid Panel
PBPA19003BK2	2U Aluminum Solid Panel
PBPA19005BK2	3U Aluminum Solid Panel
PVSS19001BK2	1U Steel Slotted Panel
PVSS19003BK2	2U Steel Slotted Panel
PVSA19001BK2	1U Aluminum Slotted Panel
PVSA19003BK2	2U Aluminum Slotted Panel












Also available in matte black (BK) and Grey (LG2)

**10-Pack of Toolless Plastic Blank Panel**








Part No.	Description
RB-TBP10	1U Panel for Square Hole Rails

**We have a huge selection of standard accessories to choose from. Take a look at [hammondmfg.com](http://hammondmfg.com)**



### Horizontal Cable Management

Part No.	Description
 RB-HRM1	1U Econo Horizontal Ring Manager
RB-HRM2	2U Econo Horizontal Ring Manager
 PCMBS19001BK1	1U Horizontal Ring Manager
PCMBS19003BK1	2U Horizontal Ring Manager
 PCMDD19001BK1	1U Horizontal Hinged
PCMDD19003BK1	2U Horizontal Hinged
PCMDD19005BK1	3U Horizontal Hinged
 RB-HFM1	1U Horiz. Econo Finger Manager
RB-HFM2	2U Horiz. Econo Finger Manager
 PCMDS19001BK1	1U Horiz. Metal Finger Manager
PCMDS19003BK1	2U Horiz. Metal Finger Manager
PCMDS19005BK1	3U Horiz. Metal Finger Manager
 RDCM2136BK	2U Adjustable Depth Cable Manager
RDCM3348BK	2U Adjustable Depth Cable Manager
 PCMBV19001BK1	1U Horizontal Hook & Loop
 HCM190UBK1	0U Lacing Bar with 48" length of Hook and Loop
 CLB194BK	0U 4" Deep Lacing Bar (10-Pack)
CLB192BK	0U 2" Deep Lacing Bar (10-Pack)
CLB190BK	0U Lacing Bar (10-Pack)
 HCM194BK	0U 4" Deep L-Bar (10-Pack)
HCM192BK	0U 2" Deep L-Bar (10-Pack)
HCM190BK	0U L-Bar (10-Pack)
 BRP1UBK	1U Brushed Panel
BRP2UBK	2U Brushed Panel

### Vertical Cable Management

 FRCM44U88	44U 8"x8" Steel Dual-Door Finger
FRCM44U1012	44U 10"x12" Steel Dual-Door Finger
FRCMCD	Toolless Metal Cable Divider
FRCMSPOOL	Toolless Metal Cable Spool
 CMRC34BK1	1.5" x 3" x 4" Cable Ring
CMRC36BK1	1.5" x 3" x 6" Cable Ring
CMRC126BK1	1.5" x 12" x 6" Cable Ring
 RB-VCM44	44U 6" x 5" Hinged Door
RRCM844UD	44U 8" x 6" Hinged Door
RRCM1244UD	44U 12" x 6" Hinged Door
 RSB116	6" Wide Universal Rack Spacer
RSB118	8" Wide Universal Rack Spacer
 CMRBK1	1U Single Cable Ring - 1.25" Wide
CMR3BK1	1U Single Cable Ring - 3.00" Wide
CMRB	1U Tie Down Rack
 VCT28	16U Universal Cable Tray
VCT42	24U Universal Cable Tray
VCTPDU73	42U Toolless PDU Cable Tray
VCTPDU77	44U Toolless PDU Cable Tray
VCTPDU78	45U Toolless PDU Cable Tray
 FRCMCH88	36" x 8" x 8" Chimney for FRCM
FRCMCH128	36" x 12" x 8" Chimney for FRCM
RRCMCH65	36" x 6" x 5" Chimney for RRCM
RRCMCH86	36" x 8" x 6" Chimney for RRCM
RRCMCH126	36" x 12" x 6" Chimney for RRCM

### Fan Components

Part No.	Description
 DNFK1AC120	Single (1) Fan kit with grills and cord - 100 CFM
 DNFK2AC120	Dual (2) Fan kit with grills and cord - 200 CFM

### Rack Mount Fan Trays

- 1U 19" Rack Mount Fan Trays
- Ideal solution for hot spots
- Integral finger guards
- Circuit breaker protection
- Black powder paint finish




Part No.	Description	Max Mount Depth
FT300HA1BK	3-Fan,300 CFM, ON/OFF Switch	Unlimited
FT600HA1BK	6-Fan,600 CFM, ON/OFF Switch	19.2"
FT900HA1BK	9-Fan,900 CFM, ON/OFF Switch	24.7"


### Casters and Dollies

Part No.	Description	Weight Rating	Height Added
RRLDCASTER	Open Frame Rack Casters	800 lbs	3.75"
1425BM	Medium Duty Cabinet Casters	700 lbs	4.38"
1425PHD	Medium Duty Cabinet Casters	800 lbs	2.50"
1425BH	Heavy Duty Cabinet Casters	1050 lbs	4.38"

### Hook and Loop Roll

Part No.	Description
 TS96	96" length strip of Hook and Loop


### Protective Grommet Strip

Part No.	Description
 CGG30	30ft protective rubber for knockouts

### Rack Unit Label

Part No.	Description
 RULBK	Universal Rack Unit Label - up to 49U

### Rack Isolation Kit

Part No.	Description
 RIK19	Isolates racks from conductive flooring

### Copper Busbar

- 19" and 23" mounting widths.
- Includes (2) Ø 0.31 ground lug holes.
- Mounts directly to EIA mounting rails.
- Constructed of Solid 0.188" Copper Bar.
- Includes (10) 10-32 drilled and tapped holes spaced at 1".



Part No.	Description
GRDBAR19	19" Horizontal Rack Mount Copper Busbar
GRDBAR23	23" Horizontal Rack Mount Copper Busbar

### DIN Rail Rack Bracket

- 19" mounting widths.
- Includes 17.18" wide DIN Rail.
- Mounts directly to EIA mounting rails.
- Slots allow front/back adjustments of DIN rail.



Part No.	Description
RMAD19003BK	19" DIN Rail Rack Bracket

With over 500 skus of Outlet Strips, we could not possibly add them all into this product guide.

For additional sizes and options visit [hammondmfg.com](http://hammondmfg.com)

### Plug Types



Part No.	# of Outlets		Power Indication		Cord Length	Plug Type	Amp Rating	Surge	Finish	
	Front	Rear	Switch	Pilot Light						
<b>15A Outlet Strip with FRONT Mounted Receptacles</b>										
 (Front)	1582H6A1BK	6	0	Illuminated	-	6ft	5-15P	15A	-	Black
	1582H6B1BK	6	0	Illuminated	-	15ft	5-15P	15A	-	Black
	1582H8A1BK	8	0	Illuminated	-	6ft	5-15P	15A	-	Black
	1582H8B1BK	8	0	Illuminated	-	15ft	5-15P	15A	-	Black
	1582T6A1BK	6	0	-	Yes	6ft	5-15P	15A	-	Black
	1582T6B1BK	6	0	-	Yes	15ft	5-15P	15A	-	Black
	1582T8A1BK	8	0	-	Yes	6ft	5-15P	15A	-	Black
	1582T8B1BK	8	0	-	Yes	15ft	5-15P	15A	-	Black
<b>15A Outlet Strip with REAR Mounted Receptacles</b>										
 (Rear)	1583H6A1BK	0	6	Illuminated	-	6ft	5-15P	15A	-	Black
	1583H6B1BK	0	6	Illuminated	-	15ft	5-15P	15A	-	Black
	1583H8A1BK	0	8	Illuminated	-	6ft	5-15P	15A	-	Black
	1583H8B1BK	0	8	Illuminated	-	15ft	5-15P	15A	-	Black
	1583T6B1BK	0	6	-	Yes	15ft	5-15P	15A	-	Black
	1583T8A1BK	0	8	-	Yes	6ft	5-15P	15A	-	Black
	1583T8B1BK	0	8	-	Yes	15ft	5-15P	15A	-	Black
	1583H6A1SBK	0	6	Illuminated	-	6ft	5-15P	15A	Yes	Black
	1583H6B1SBK	0	6	Illuminated	-	15ft	5-15P	15A	Yes	Black
<b>15A Outlet Strip with FRONT AND REAR Mounted Receptacles</b>										
	1583H6A1BKX	2	4	Illuminated	-	6ft	5-15P	15A	-	Black
	1583H6B1BKX	2	4	Illuminated	-	15ft	5-15P	15A	-	Black
	1583T6A1BKX	2	4	-	Yes	6ft	5-15P	15A	-	Black
	1583H12A1BKX	6	6	Illuminated	-	6ft	5-15P	15A	-	Black
	1583H12B1BKX	6	6	Illuminated	-	15ft	5-15P	15A	-	Black
	1583T12A1BKX	6	6	-	Yes	6ft	5-15P	15A	-	Black
<b>15A Outlet Strip with 90 Degree Offset Receptacles</b>										
	1582H6A1BKRA	6	0	Illuminated	-	6ft	5-15P	15A	-	Black
	1582H6B1BKRA	6	0	Illuminated	-	15ft	5-15P	15A	-	Black
	1582T6A1BKRA	6	0	-	Yes	6ft	5-15P	15A	-	Black
	1582T6B1BKRA	6	0	-	Yes	15ft	5-15P	15A	-	Black
	1583T12A1SBKRA	6	6	-	Yes	6ft	5-15P	15A	Yes	Black
	1583H6A1BKRA	0	6	Illuminated	-	6ft	5-15P	15A	-	Black
	1583H6B1BKRA	0	6	Illuminated	-	15ft	5-15P	15A	-	Black
	1583T6A1BKRA	0	6	-	Yes	6ft	5-15P	15A	-	Black
	1583T6B1BKRA	0	6	-	Yes	15ft	5-15P	15A	-	Black
<b>20A Outlet Strips with FRONT OR REAR-Mounted Receptacles</b>										
	1589H6D1BKRF	6	0	No Light	-	15ft	L5-20P	20A	-	Black
	1589H6F1BKRF	6	0	No Light	-	6ft	5-20P	20A	-	Black
	1589H6G1BKRF	6	0	No Light	-	15ft	5-20P	20A	-	Black
	1589H8G1BKRF	8	0	No Light	-	15ft	5-20P	20A	-	Black
	1589T6D1BKRF	6	0	-	Yes	15ft	L5-20P	20A	-	Black
	1589T6G1BKRF	6	0	-	Yes	15ft	5-20P	20A	-	Black
	1589T8F1BKRF	8	0	-	Yes	6ft	5-20P	20A	-	Black
	1589H6D1BKRR	0	6	No Light	-	15ft	L5-20P	20A	-	Black
	1589H6F1BKRR	0	6	No Light	-	6ft	5-20P	20A	-	Black
	1589H6G1BKRR	0	6	No Light	-	15ft	5-20P	20A	-	Black
	1589H8G1BKRR	0	8	No Light	-	15ft	5-20P	20A	-	Black
	1589T6D1BKRR	0	6	-	Yes	15ft	L5-20P	20A	-	Black
	1589T6F1BKRR	0	6	-	Yes	6ft	5-20P	20A	-	Black
	1589T6G1BKRR	0	6	-	Yes	15ft	5-20P	20A	-	Black
<b>15 &amp; 20A Outlet Strip with built-in Ammeter</b>										
	1582H6A1BKAM	6	0	Illuminated	-	6ft	5-15P	15A	-	Black
	1583H6A1BKAM	0	6	Illuminated	-	6ft	5-15P	15A	-	Black
	1583T6A1BKAM	0	6	-	Yes	6ft	5-15P	15A	-	Black
	1583T6B1BKAM	0	6	-	Yes	15ft	5-15P	15A	-	Black
	1589H6F1BKRRAM	0	6	No Light	-	6ft	5-20P	20A	-	Black
	1589T6C1BKRRAM	0	6	-	Yes	6ft	L5-20P	20A	-	Black
	1589T6F1BKRRAM	0	6	-	Yes	6ft	5-20P	20A	-	Black

Note: All Outlet Strips on this page include a 125 VAC circuit breaker, use 1U (1.75") panel space, and are finished in black.

ACCESSORIES



Part No.	Part No.	# of	Overall	Cord	Surge	Plug	Amp	Finish
Pilot Light	On/Off Switch	Outlets	Length	Length	Protection	Type	Rating	
<b>15A Vertical Outlet Strips</b>								
15851T6A1	15851H6A1	6	18"	6ft	No	5-15P	15A	Silver
15851T6B1	15851H6B1	6	18"	15ft	No	5-15P	15A	Silver
15852T8A1	15852H8A1	8	24"	6ft	No	5-15P	15A	Silver
15852T8B1	15852H8B1	8	24"	15ft	No	5-15P	15A	Silver
15853T6A1	15853H6A1	6	36"	6ft	No	5-15P	15A	Silver
1585T8A1	1585H8A1	8	48"	6ft	No	5-15P	15A	Silver
1585T10A1	1585H10A1	10	48"	6ft	No	5-15P	15A	Silver
1585T10B1	1585H10B1	10	48"	15ft	No	5-15P	15A	Silver
1585T10B1S	1585H10B1S	10	48"	15ft	Yes*	5-15P	15A	Silver
1586T10A1	1586H10A1	10	60"	6ft	No	5-15P	15A	Silver
1586T10B1	1586H10B1	10	60"	15ft	No	5-15P	15A	Silver
1586T12A1	1586H12A1	12	60"	6ft	No	5-15P	15A	Silver
1587T10A1	1587H10A1	10	70"	6ft	No	5-15P	15A	Silver
1587T12A1	1587H12A1	12	70"	6ft	No	5-15P	15A	Silver
1587T12C1	1587H12C1	12	70"	6ft	No	L5-15P	15A	Silver
1587T12D1	1587H12D1	12	70"	15ft	No	L5-15P	15A	Silver
1588T12A1	1588H12A1	12	77"	6ft	No	5-15P	15A	Silver
1588T12A1BK	1588H12A1BK	12	77"	6ft	No	5-15P	15A	Black
1588T12B1BK	1588H12B1BK	12	77"	15ft	No	5-15P	15A	Black
<b>20A Vertical Outlet Strips</b>								
1589T48D1	1589H48D1	8	48"	15ft	No	L5-20P	20A	Silver
1589T48F1	1589H48F1	8	48"	6ft	No	5-20P	20A	Silver
1589T48G1	1589H48G1	8	48"	15ft	No	5-20P	20A	Silver
1589T48D116	1589H48D116	16	48"	15ft	No	L5-20P	20A	Silver
1589T48F116	1589H48F116	16	48"	6ft	No	5-20P	20A	Silver
1589T48G116	1589H48G116	16	48"	15ft	No	5-20P	20A	Silver
1589T60C1	1589H60C1	10	60"	6ft	No	L5-20P	20A	Silver
1589T60D1	1589H60D1	10	60"	15ft	No	L5-20P	20A	Silver
1589T60F1	1589H60F1	10	60"	6ft	No	5-20P	20A	Silver
1589T60G1	1589H60G1	10	60"	15ft	No	5-20P	20A	Silver
1589T70C1	1589H70C1	10	70"	6ft	No	L5-20P	20A	Silver
1589T70D1	1589H70D1	10	70"	15ft	No	L5-20P	20A	Silver
1589T70F1	1589H70F1	10	70"	6ft	No	5-20P	20A	Silver
1589T70G1	1589H70G1	10	70"	15ft	No	5-20P	20A	Silver
1589T70D124	1589H70D124	24	70"	15ft	No	L5-20P	20A	Silver
1589T70F124	1589H70F124	24	70"	6ft	No	5-20P	20A	Silver
1589T70G124	1589H70G124	24	70"	15ft	No	5-20P	20A	Silver
1589T77C1	1589H77C1	12	77"	6ft	No	L5-20P	20A	Silver
1589T77D1	1589H77D1	12	77"	15ft	No	L5-20P	20A	Silver
1589T77F1	1589H77F1	12	77"	6ft	No	5-20P	20A	Silver
1589T77G1	1589H77G1	12	77"	15ft	No	5-20P	20A	Silver

Includes hardware required to mount to a cabinet or open frame rack.  
Toolless PDU mounting will be available soon.

**15A Industrial & Commercial Grade Outlet Strip**



Part No.	# of Outlets	Power Indication		Surge Protection	Cord Length	Plug Type	Amp Rating	Finish
		Lighted On/Off Switch	Pilot Light Only					
1584H6A1	6	Yes	-	No	6ft	5-15P	15A	Black
1584H6A1S	6	Yes	-	Yes	6ft	5-15P	15A	Black
1584H6B1	6	Yes	-	No	15ft	5-15P	15A	Black
1584H6B1S	6	Yes	-	Yes	15ft	5-15P	15A	Black
1584H8A1	8	Yes	-	No	6ft	5-15P	15A	Black
1584H8B1	8	Yes	-	No	15ft	5-15P	15A	Black
1584T6A1	6	-	Yes	No	6ft	5-15P	15A	Black
1584T6A1S	6	-	Yes	Yes	6ft	5-15P	15A	Black
1584T6B1	6	-	Yes	No	15ft	5-15P	15A	Black
1584T8A1	8	-	Yes	No	6ft	5-15P	15A	Black
1584T8B1	8	-	Yes	No	15ft	5-15P	15A	Black

Are you looking for an IP Managed or enhanced PDU? Our alliance with power distribution industry leaders gives you access to the products you need, mounted within the Hammond Cabinet you trust.

If we do not have an outlet strip that meets your needs, we can help find you one that will. Please contact your Hammond Mfg representative for more information.


**ACCESSORIES**

## When a standard product just won't do!

When a standard product just won't do, Hammond can design a product modified to your specifications. Modification means we are building off of a standard Hammond product. While we can customize the product features, you aren't paying for a custom price.


See our five (5) modification options below as well as modifications that we have built for other customers.

### PAINT / COLOUR



Choose from one of over 10 stock colour options, or provide us with a CMYK, RGB, Pantone® or RAL colour code to match.

### HOLES / CUTOUTS



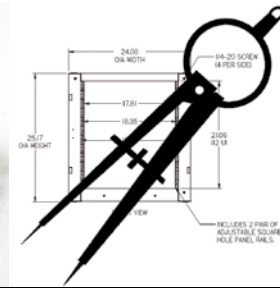
Precision punching and laser equipment can insert optional Knockouts, venting and unique patterns.

### BONDING / STUDS



Forget the hassle of field installation. Choose from mounting options, ground, bonding and PEM studs and nuts.

### SIZE CHANGES



Whether you have a drawing on a napkin or a CAD drawing. If you required specific product dimensions and features we can help!

### OTHER OPTIONS



We can factory install shelving, fans, outlet strips, apply screen printing and drop ship the product, neatly packed on a skid.



Based on the Hammond C2 Cabinet Series



Based on the Hammond C4 Cabinet Series




Based on the Hammond HWM Swing Out Wall Mount Cabinet Series

# Racks and Panels


## PANELS

3/16 in. ALUMINUM, 19 in. wide notched for standard racks. These blank panels are of correct hardness for stiffness and easy drilling and are not painted or otherwise finished.

1471—1 3/4 in.	1 rack unit	\$1.10
1472—3 1/2 in.	2 rack units	1.55
1473—5 1/4 in.	3 rack units	2.10
1474—7 in.	4 rack units	2.75
1475—8 3/4 in.	5 rack units	3.10
1476—10 1/2 in.	6 rack units	3.80
1477—12 1/4 in.	7 rack units	4.45



**1466**— Standard Rack, 69 1/2 in. high overall, 36 rack-units, electrically welded steel, accurately drilled and tapped for 10/32 screws at 1 1/4-1/2 inch centres for all standard panels. Finished in flat black. 20 in. wide, 15 in. deep, 69 1/2 in. high, net weight 96 lbs.  
**\$35.00**




**1462**— Steel Transmitter Cabinet with steel subpanels and 3/16 aluminum front panels with dull black sand-blasted finish. All meter, socket and transformer mounting holes punched. Meter panel engraved. For 50 watt phone transmitter. (Ask for circuits 1220-23.) Height 45 3/4", width 19". Weight 53 lbs.  
**\$38.00**

**1467**— 83 in. high overall, 44 rack-units, same construction as type 1466. net weight 100 lbs.  
**\$40.00**

**1463**— Steel Cabinet for Transmitters, less front panels, but with fine subpanels. For four stage R.F. and Class B Modulated Phone Transmitter with power supplies. Finished in black duo. Front panel space 19x63", depth 16". Weight 65 lbs.  
**\$30.00**

V  
E  
3  
H  
C



Where experimental work on the new Hammond Transmitting Equipment is carried out under actual operating conditions.

# Over 80 Years of Quality Racks & Cabinets

In 2015, Hammond Manufacturing Company Limited celebrated its 80th Anniversary manufacturing of racks, cabinets and accessories. To meet growing demand and to better serve our customers, Hammond has recently expanded, adding an additional 119,000 sq ft facility (seen below-right) located in Guelph, Ontario, Canada.

In addition to Racks and Cabinets, Hammond also manufactures a large selection of industrial enclosures, small enclosures, low-voltage power transformers, and outlet strips. Hammond markets its products through a network of distributors, contractors and integrators worldwide.

## Global Headquarters Sales Office and Fabrication Facility

**Location:** Guelph, Ontario, Canada  
**Facility Size:** 140,000 sq ft



## New Rack and Cabinet Sales Office and Fabrication Facility

**Location:** Guelph, Ontario, Canada  
**Facility Size:** 119,000 sq ft



## Québec Sales Office

**Location:** Laval, Québec, Canada  
**Facility Size:** 2,300 sq ft



## Distribution Center

**Location:** Aberfoyle, Ontario, Canada  
**Facility Size:** 90,000 sq ft



## US Sales Office, Fabrication Facility and Distribution Center

**Location:** Cheektowaga, New York, USA  
**Facility Size:** 64,000 sq ft

